

IMB hydrostatic balance hydraulic motor----higher pressure, higher speed, higher power

Main characteristics:

- The hydrostatic balance is built between the con-rod and eccentric sets,solve the problem of higher-power hydraulic motor of shaft con-rod be overwhelmed by the roller,so this motor have higher pressure, higher speed, higher power.
- Using special treatment process and hydrostatic balance between the con-rod and piston,reduce the friction loss in the load transmission,reduce the force between piston and cylinder wall,then reduce the friction loss between the piston and cylinder wall.
- The piston seal ring using special structures to reduce the friction and improve the volumetric efficiency.
- Using the hydrostatic balance shaft distributor,the distributor can rotary without connection ,improve the volumetric efficiency and reduce the noise and the resistance.
- Characteristics and data is similar with Staffa.

Due to above these advantages,it has been widely applied in all kinds of hydraulic transmission system such an ship and deck machinery construction machinery and equipment, plastic injection machine, heavy metallurgical machinery.shape and characteristics data is similar to Staffa and HMB,so IMB can instand of imports.

Ordering Code

- 1) INI hydrostatic balance low speed,high torque model _____
- 2) Type _____
- 3) Nominal displacement _____
- 4) Output shaft _____
- a. P-Parallel keyed shaft(numbers stand for the kinds of shaft)
- b. T-Taper key shaft
- c. S-Spline Shaft(1 stand for BS3550 standard shaft,2 stand for DIN5480)
- d. Q-Internal Spline Shaft

Example

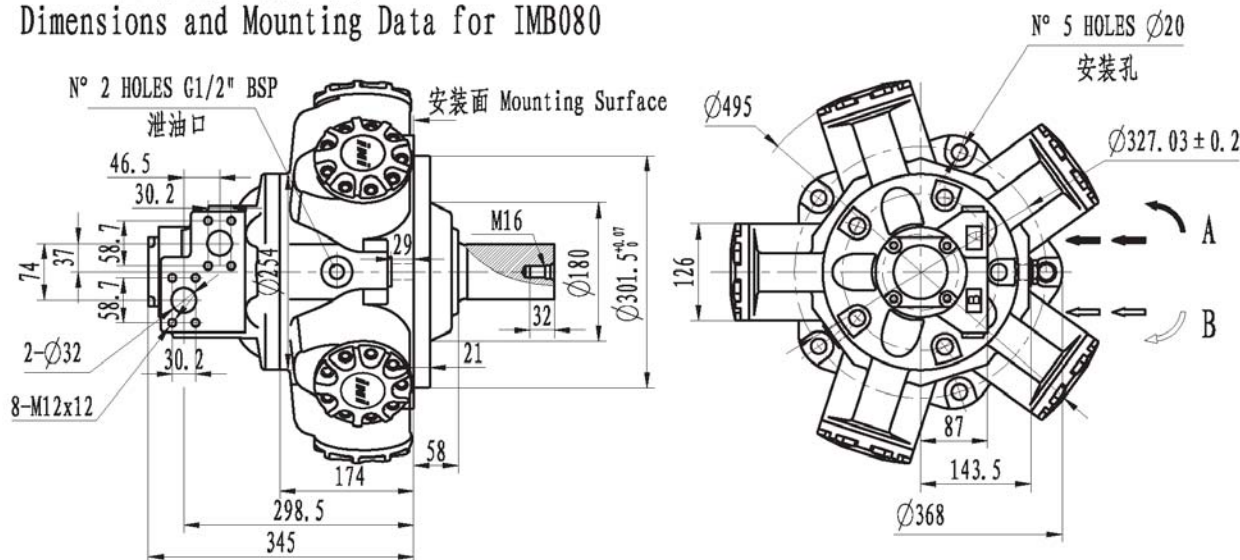
IMB 325 5400 P3

Model	IMB
Type	325
Displacement	5400ml/r
Parallel keyed shaft	P3

型号 TYPE	理论排量 (ml/r) THEORIC DISPLACEMENT	额定压力 (MPa) RATED PRESSURE	尖峰压力 (MPa) PEAK PRESSURE	额定扭矩 (N.m) RATED TORQUE	单位扭矩 (N.m/MPa) SPECIFIC TORQUE	最高转速 (r/min) MAX. SPEED	额定功率 (Kw) RATED PW	重量 (kg) WEIGHT
IMB080-1000	988	23	29	3324	145	300	90	144
IMB080-1100	1088	23	29	3661	159	300	90	
IMB080-1250	1237	23	29	4162	181	280	90	
IMB100-1400	1385	23	29	4660	203	260	100	144
IMB100-1600	1630	23	29	5484	238	240	100	
IMB125-1400	1459	23	29	4909	213	300	95	235
IMB125-1600	1621	23	29	5454	237	270	95	
IMB125-1800	1864	23	29	6271	273	235	95	
IMB125-2000	2027	23	29	6820	297	220	95	
IMB200-2400	2432	23	29	8182	356	220	120	285
IMB200-2800	2757	23	29	9276	403	195	120	
IMB200-3100	3080	23	29	10362	451	175	120	
IMB270-3300	3291	23	29	11072	481	160	130	420
IMB270-3600	3575	23	29	12028	523	145	130	
IMB270-4000	3973	23	29	13367	581	130	130	
IMB270-4300	4313	23	29	14511	631	120	130	
IMB325-4500	4538	23	29	15268	664	115	130	420
IMB325-5000	4992	23	29	16795	730	105	130	
IMB325-5400	5310	23	29	17865	777	100	130	
IMB400-5500	5510	23	29	18135	788	120	175	495
IMB400-6000	5996	23	29	19735	858	120	175	
IMB400-6500	6483	23	29	21337	928	120	175	
IMB400-6800	6807	23	29	22404	974	120	175	

IMB080系列安装联接尺寸图

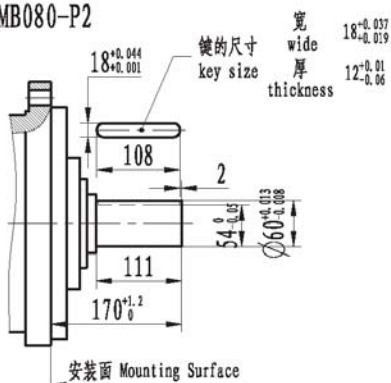
Dimensions and Mounting Data for IMB080



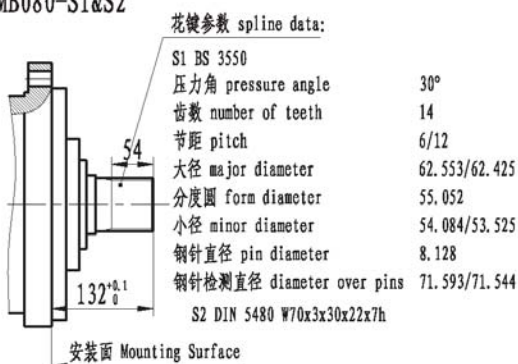
输出轴样式

SHAFTS

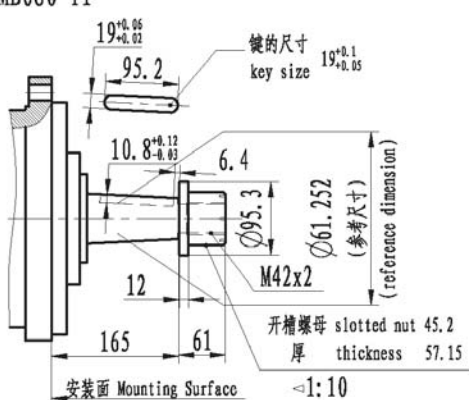
IMB080-P2



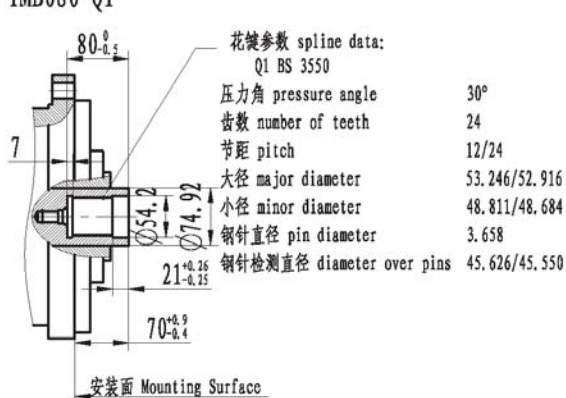
IMB080-S1&S2



IMB080-T1

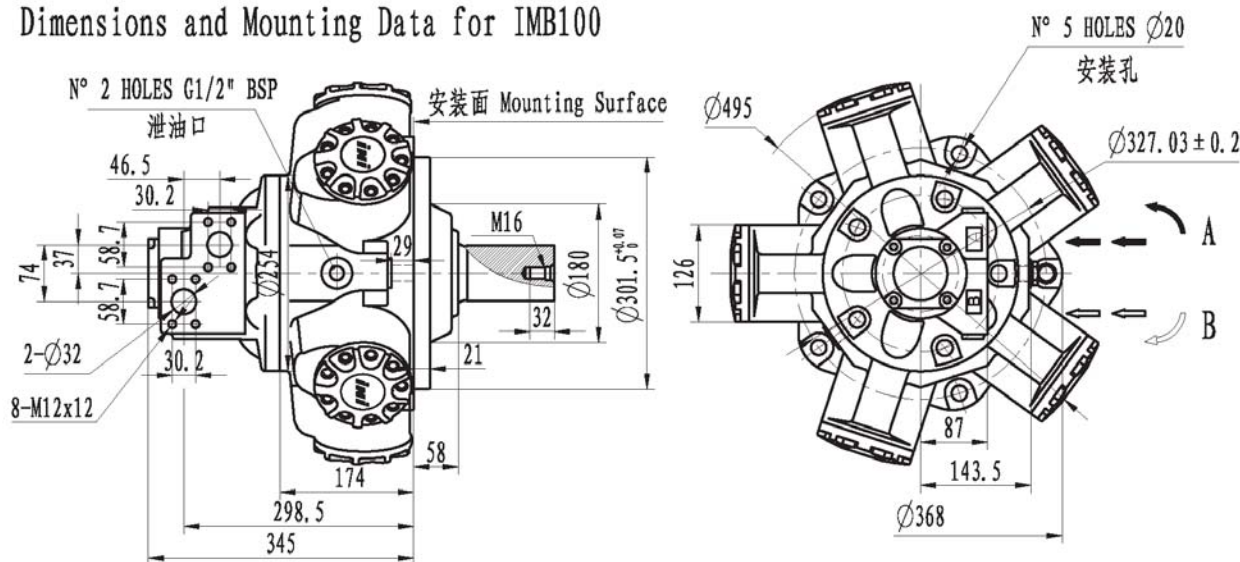


IMB080-Q1



IMB100系列安装联接尺寸图

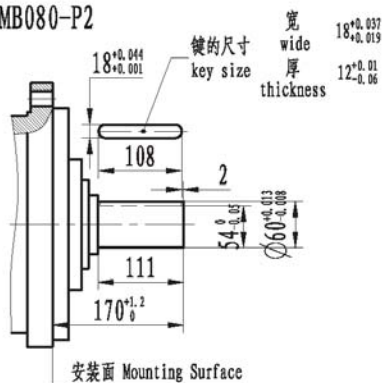
Dimensions and Mounting Data for IMB100



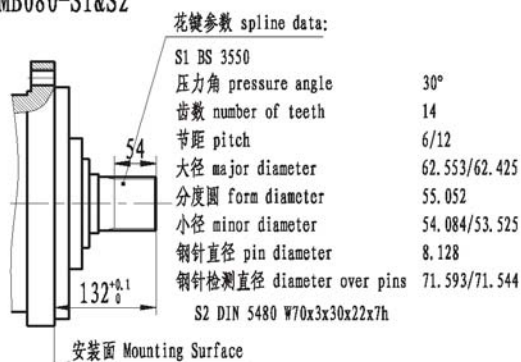
输出轴样式

SHAFTS

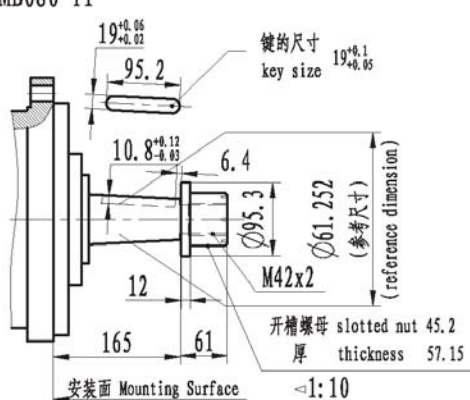
IMB080-P2



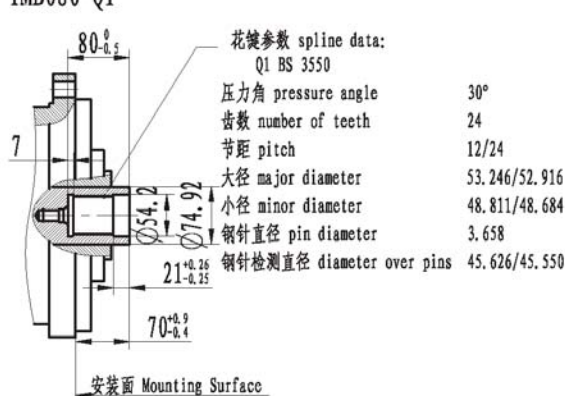
IMB080-S1&S2



IMB080-T1

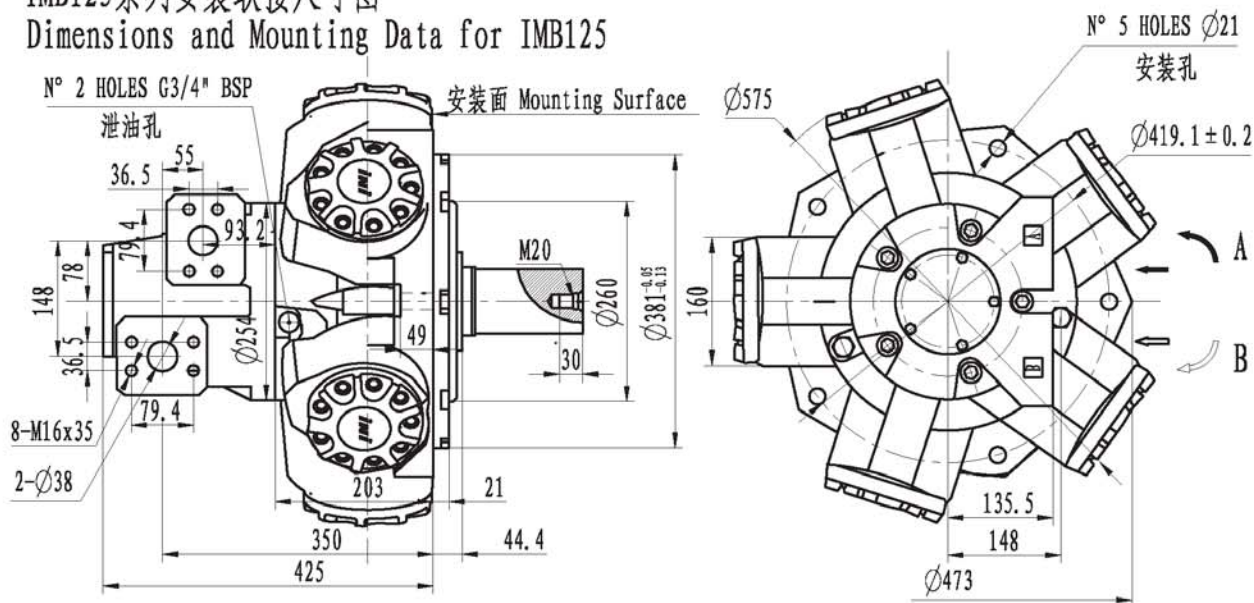


IMB080-Q1



IMB125系列安装联接尺寸图

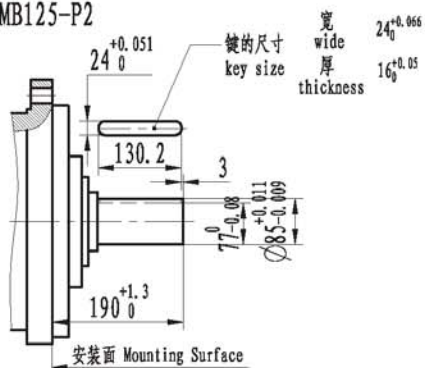
Dimensions and Mounting Data for IMB125



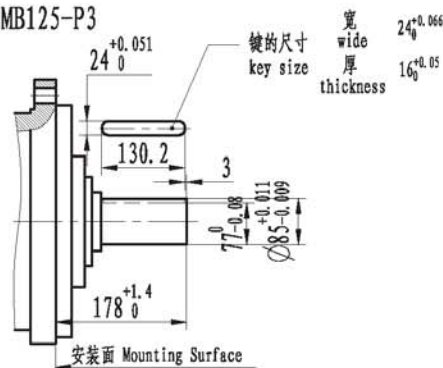
输出轴样式

SHAFTS

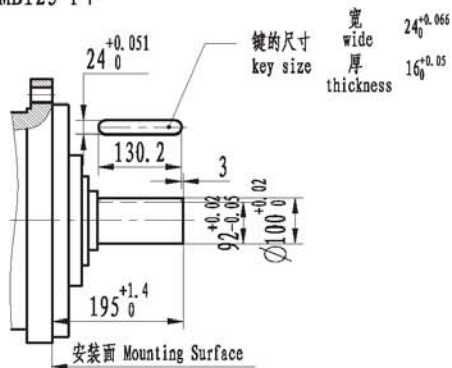
IMB125-P2



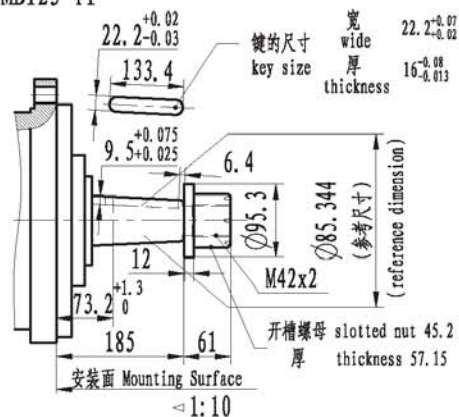
IMB125-P3

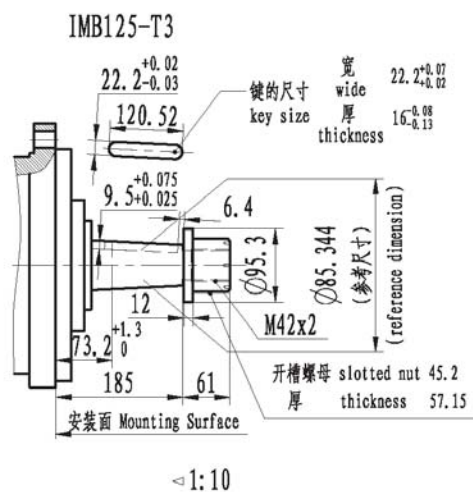
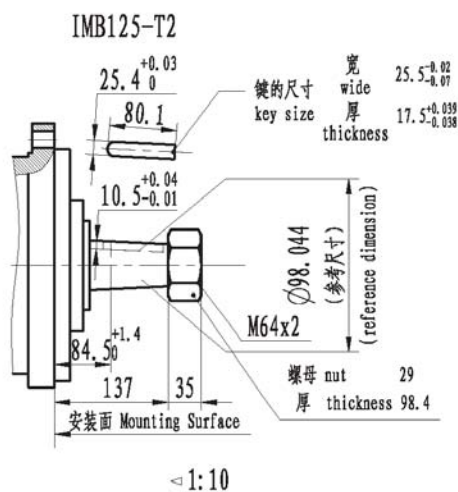


IMB125-P4

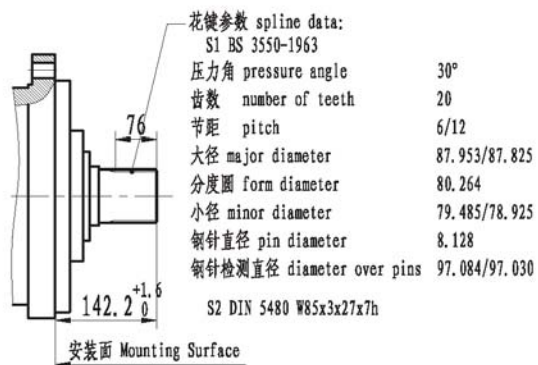


IMB125-T1

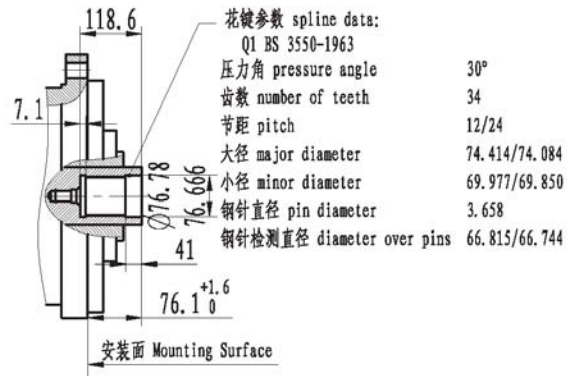




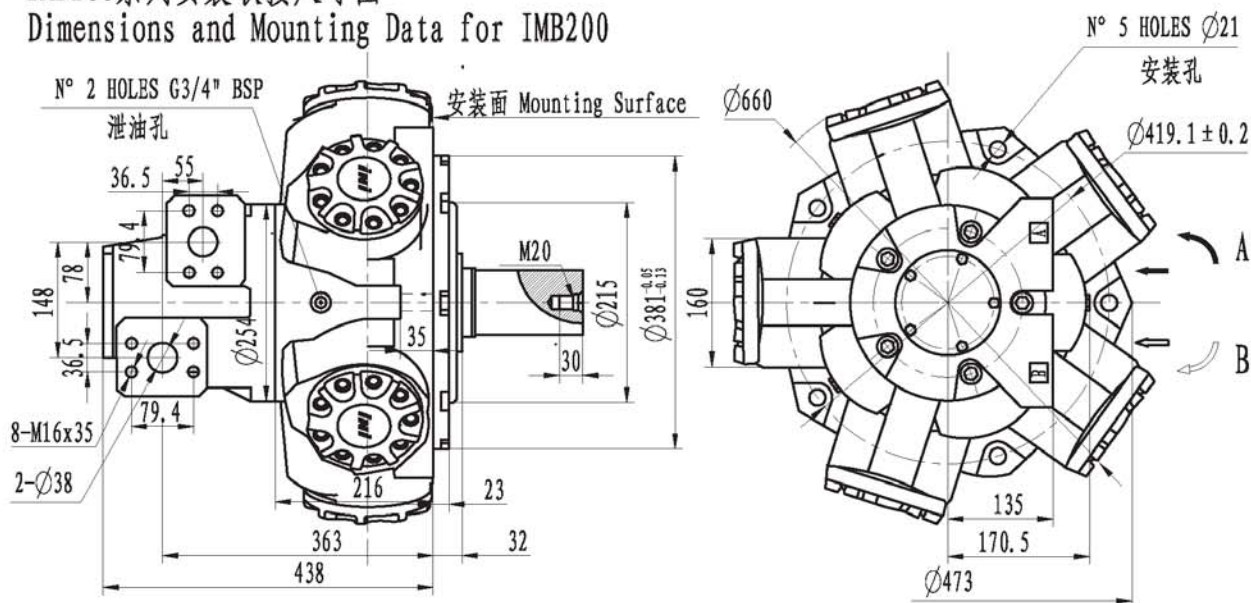
IMB125-S1&S2



IMB125-Q1

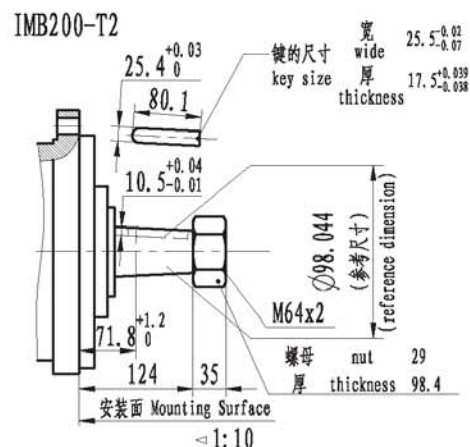
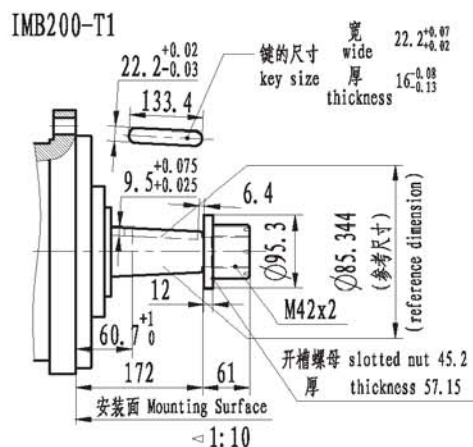
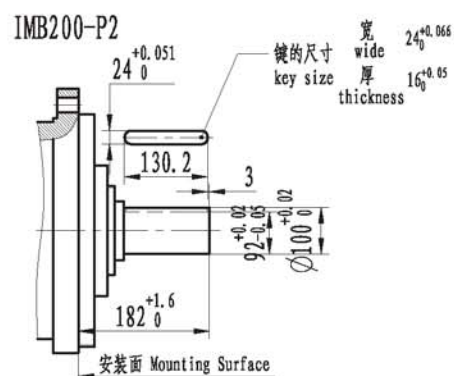
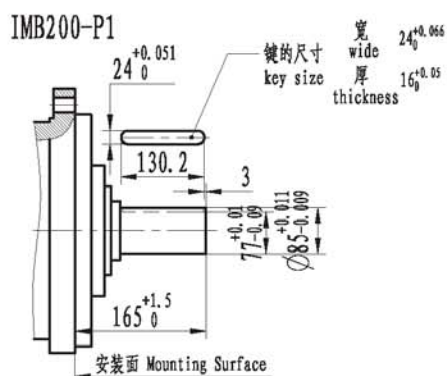


IMB200系列安装联接尺寸图 Dimensions and Mounting Data for IMB200

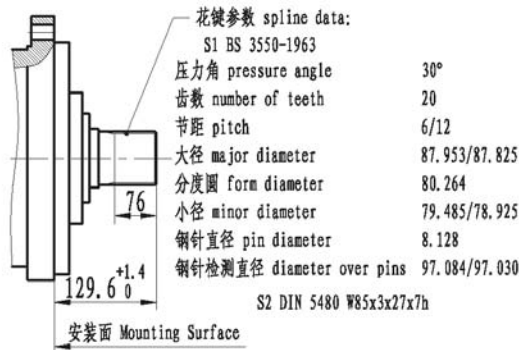


输出轴样式

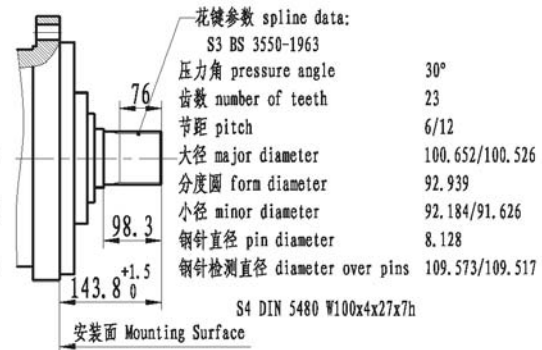
SHAFTS



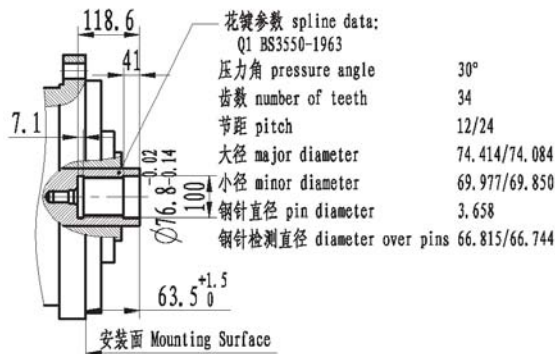
IMB200-S1&S2



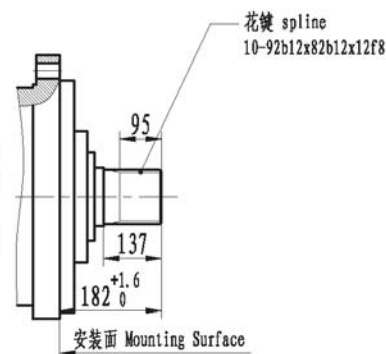
IMB200-S3&S4



IMB200-Q1

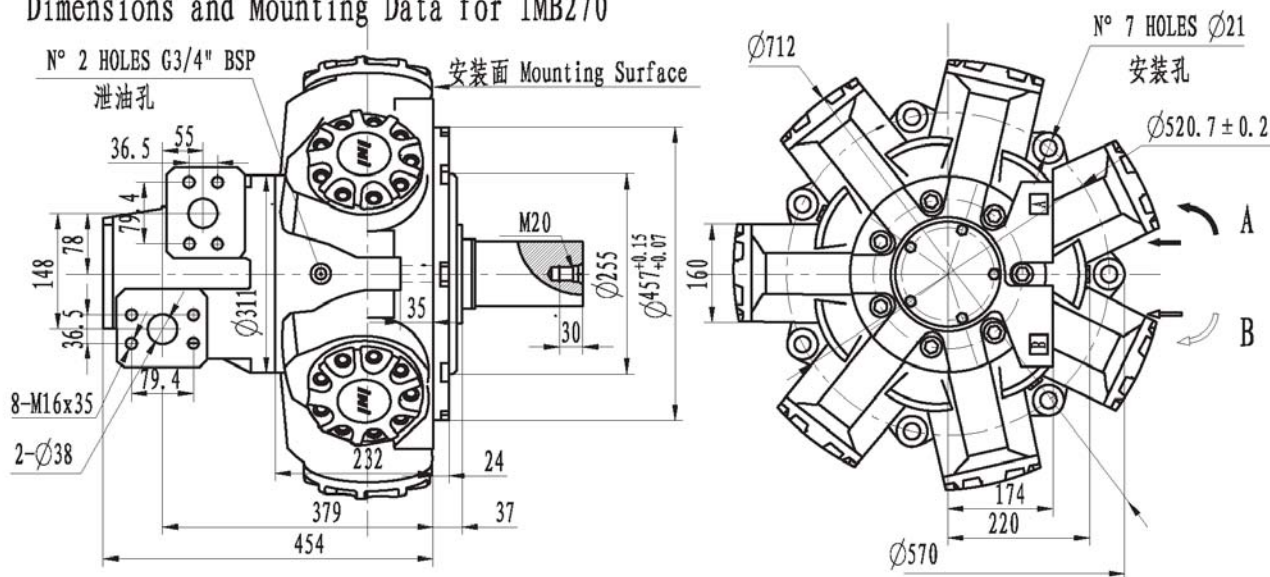


IMB200-S5



IMB270系列安装联接尺寸图

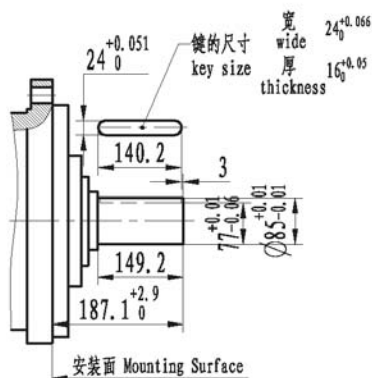
Dimensions and Mounting Data for IMB270



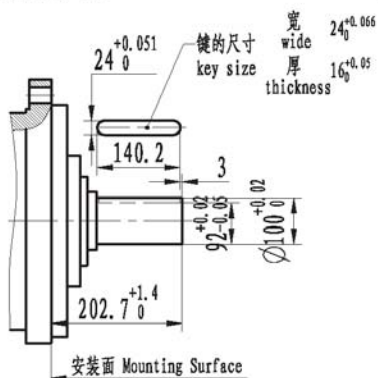
输出轴样式

SHAFTS

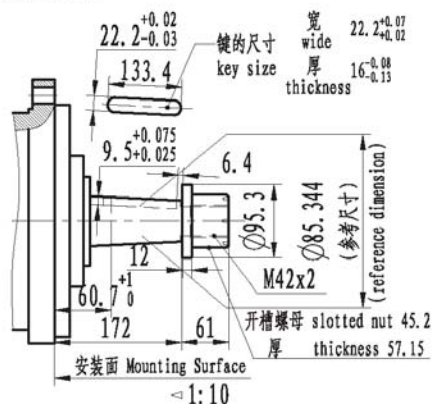
IMB270-P3



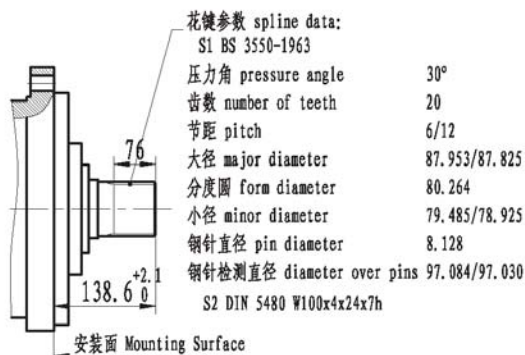
IMB270-P2



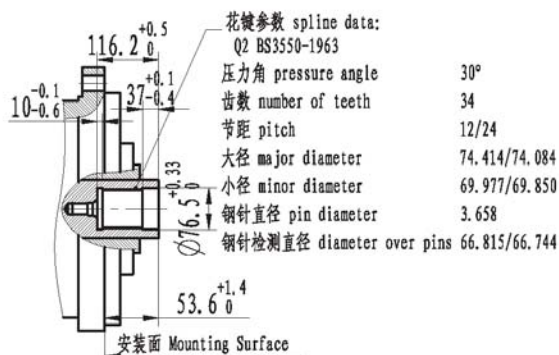
IMB270-P1



IMB270-S1&S2

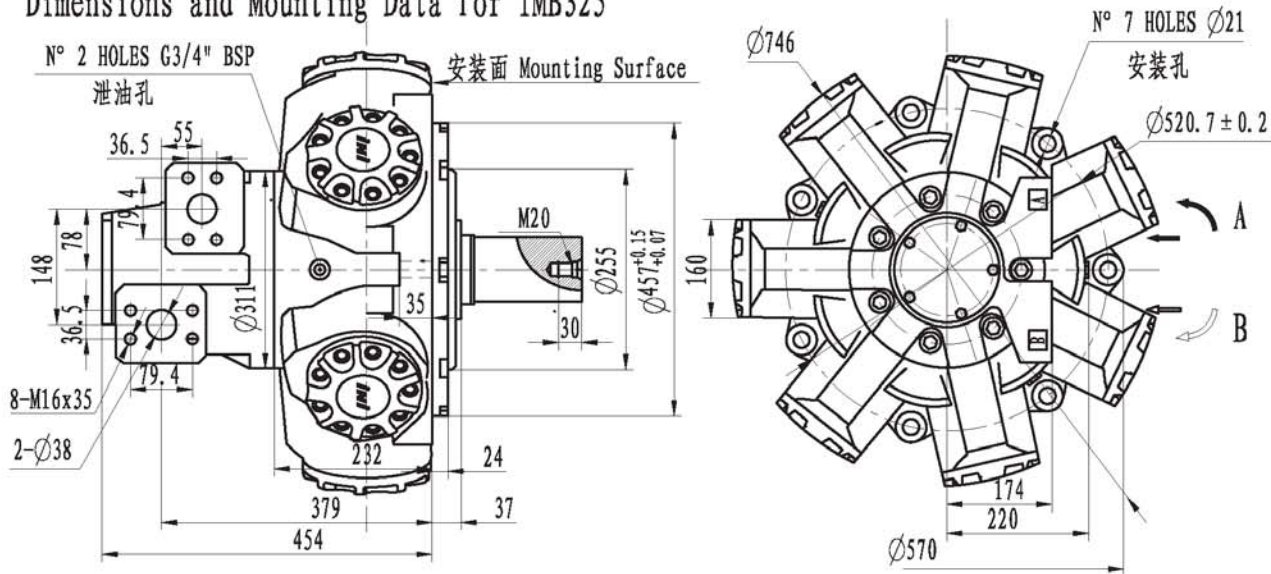


IMB270-Q1



IMB325系列安装联接尺寸图

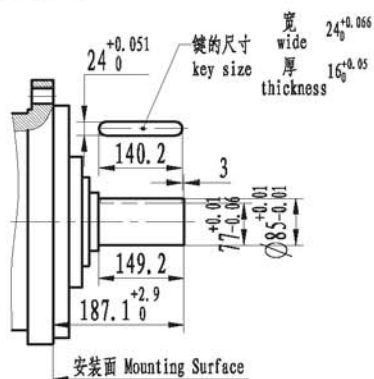
Dimensions and Mounting Data for IMB325



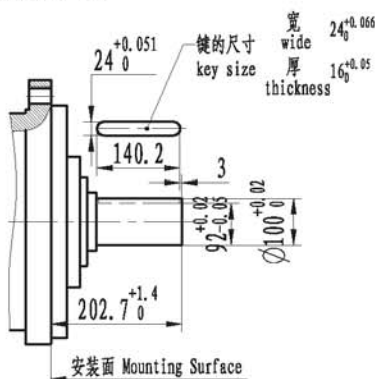
输出轴样式

SHAFTS

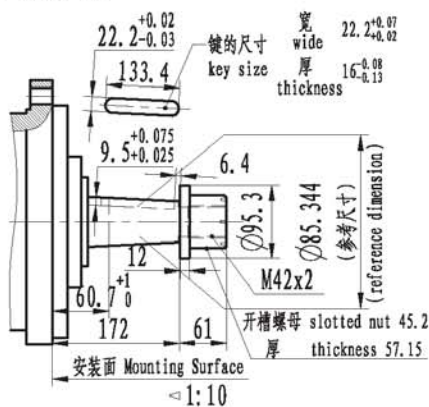
IMB325-P3



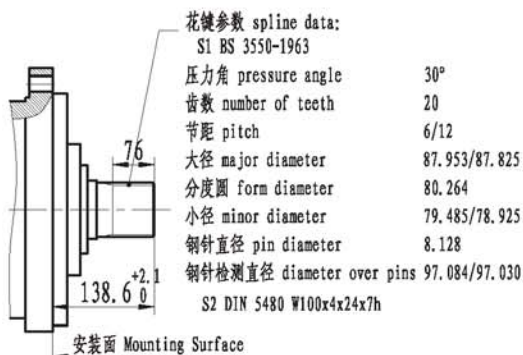
IMB325-P2



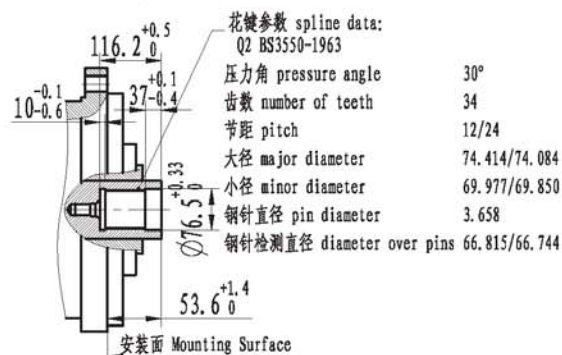
IMB325-P1



IMB325-S1&S2

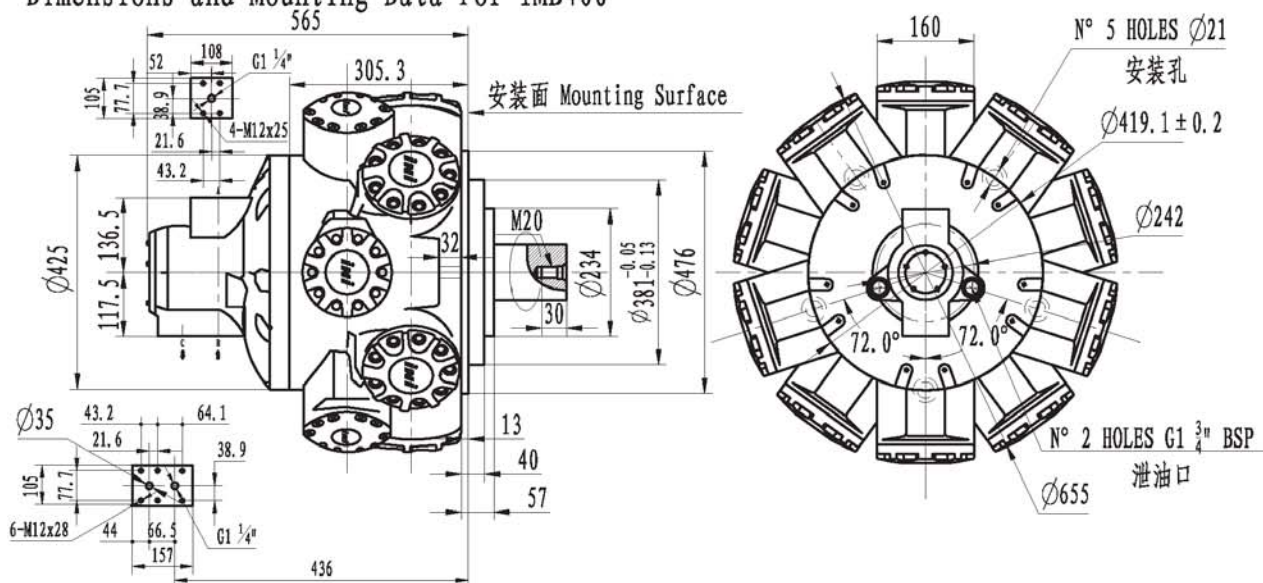


IMB325-Q1



IMB400系列安装联接尺寸图

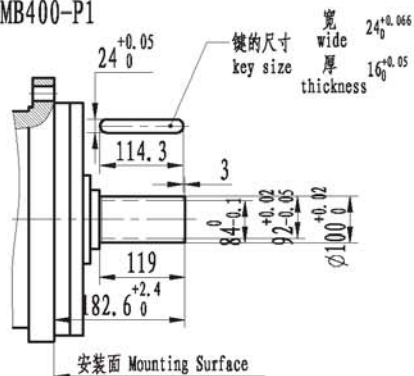
Dimensions and Mounting Data for IMB400



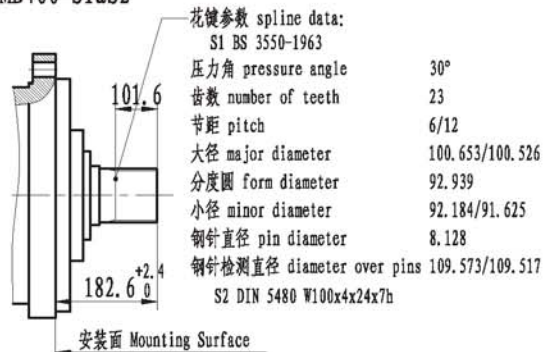
输出轴样式

SHAFTS

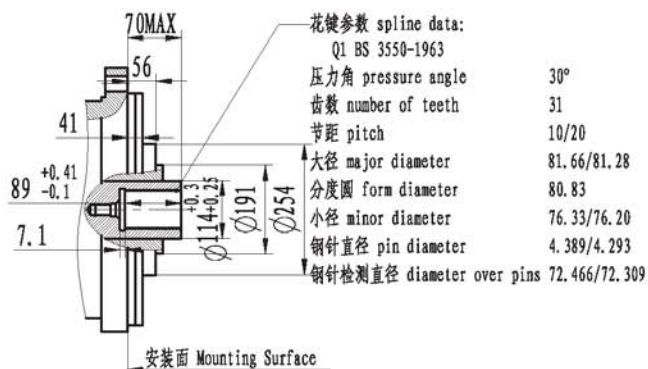
IMB400-P1



IMB400-S1&S2



IMB400-01



IMB400-T1

